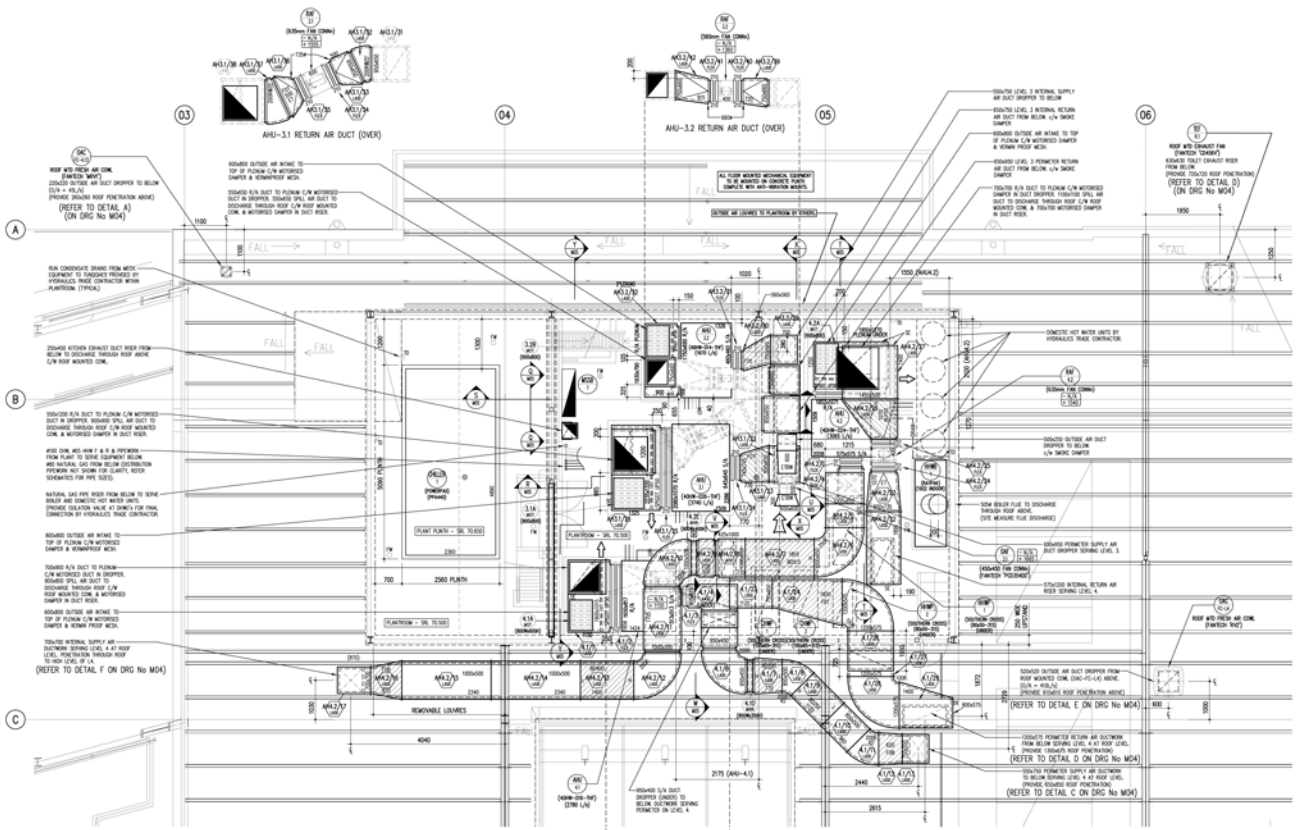

ROOF PLANTROOM LAYOUT & PART ROOF PLAN
1:50

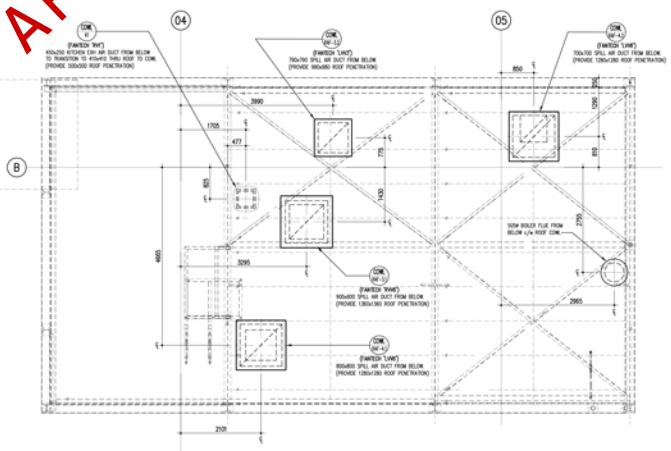

PLANTROOM ROOF PLAN
1:50

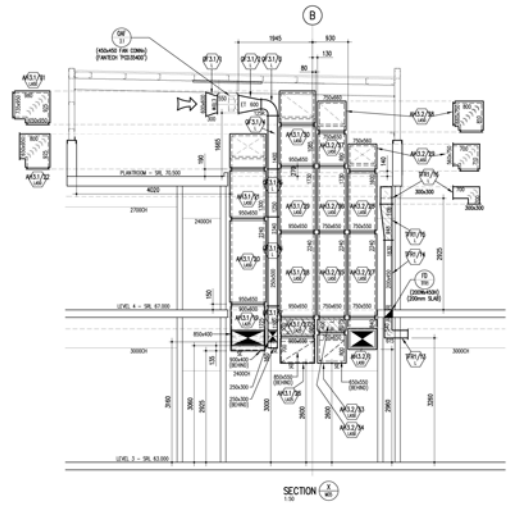

SECTION 3/M5
1:50

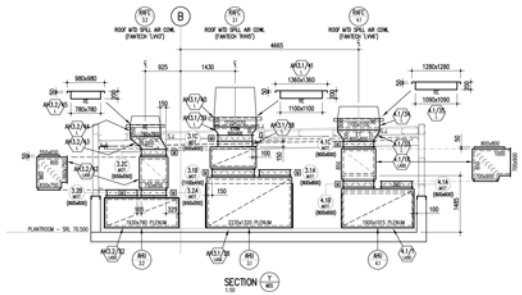

SECTION 2/M5
1:50

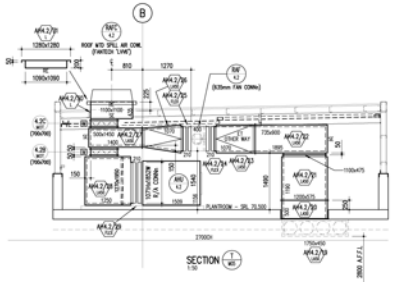

SECTION 1/M5
1:50

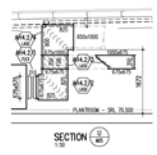

SECTION 5/M5
1:50

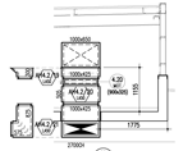

SECTION 4/M5
1:50

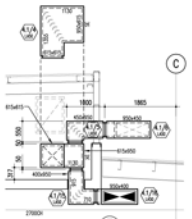

SECTION 6/M5
1:50

REFER TO MAINTENANCE MANUAL FOR ALL TECHNICAL DATA

FINAL HHW & CHW PIPE ROUTES TO BE DETERMINED ON SITE
PLEASE MAINTAIN ACCESS & MAINTENANCE ROUTES

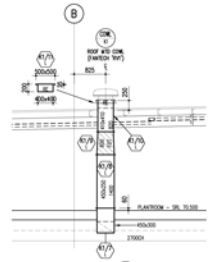

SECTION 5/M5
1:50

SECTION 4/M5
1:50
AHU-3.1 (RETURN AIR)

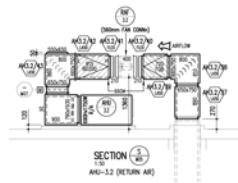

SECTION 3/M5
1:50
AHU-3.2 (RETURN AIR)

FOR CONSTRUCTION

No.	DATE	ISSUE

PROJECT:
IVANHOE GIRLS GRAMMAR
MULTI PURPOSE
RESOURCE CENTRE

TITLE:
MECHANICAL SERVICES
ROOF PLAN
DUCTWORK LAYOUT

DRAWN:	DATE:	SCALE:
M.C.	06/08/08	1:50

CHECKED:	DATE:

JOB/DRG No:	REV
/-/-/ M5	B

SAMPLE ONLY
COPYRIGHT APPLIES